

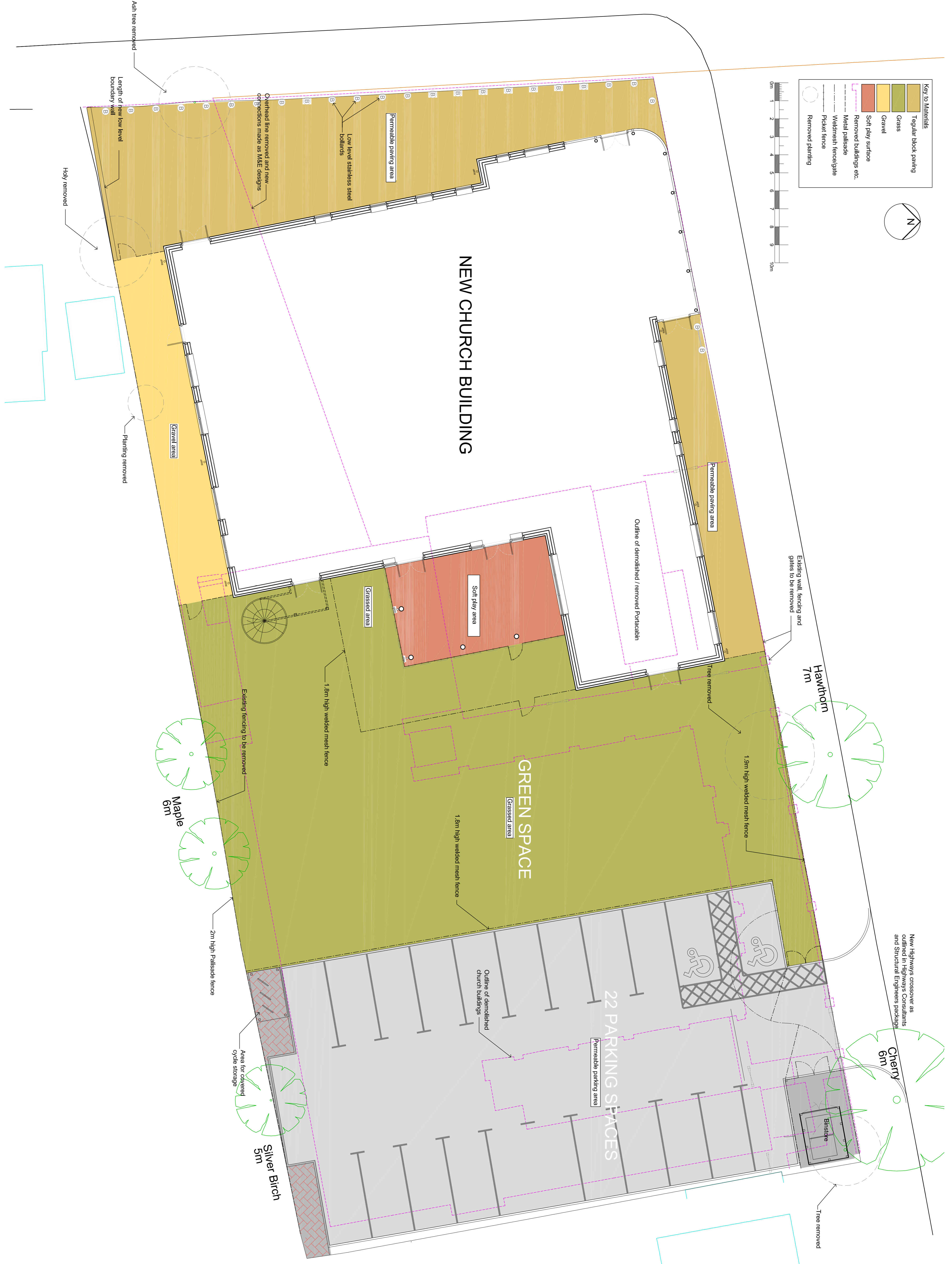
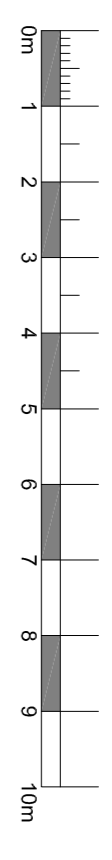
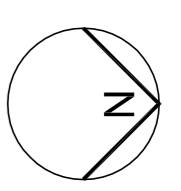
All dimensions and levels to be checked on site by main contractor prior to preparation of shop drawings and commencement on site. Drawings can be scaled for Planning purposes only, do NOT scale for construction.

The drawing is to be read in conjunction with all relevant consultant and/or specialist drawings and documentation. Any discrepancies or variations should be notified to the architect.

Notes:

**Key to Materials**

- Regular block paving
- Grass
- Gravel
- Soft play surface
- Removed buildings etc.
- Metal palisade
- Weldmesh fence/gate
- Ficket fence
- Removed planting



Rev.	Date	Revision Note	Drawn

**PLANNING**

**Espresso Architecture**

Rowed House, Market Road  
 Broadmead, Oxford, OX4 4PF  
 Tel: 01865 389559  
 Email: info@espressoarchitecture.co.uk  
 www.espressoarchitecture.co.uk

**Client Name:** BROADMEAD BAPTIST CHURCH  
 BROADMEAD AVENUE  
 NORTHAMPTON, NN3 2QY

**Project Title:** NEW CHURCH BUILDING AT  
 BROADMEAD AVENUE  
 NORTHAMPTON

**Drawing Title:** PROPOSED SITE PLAN

Drawn: GAB	Date: JANUARY 2015
Scale @ A1: 1:100	Checked By:
Project Ref: B.3381	Drawing No: SK22
	Rev: -